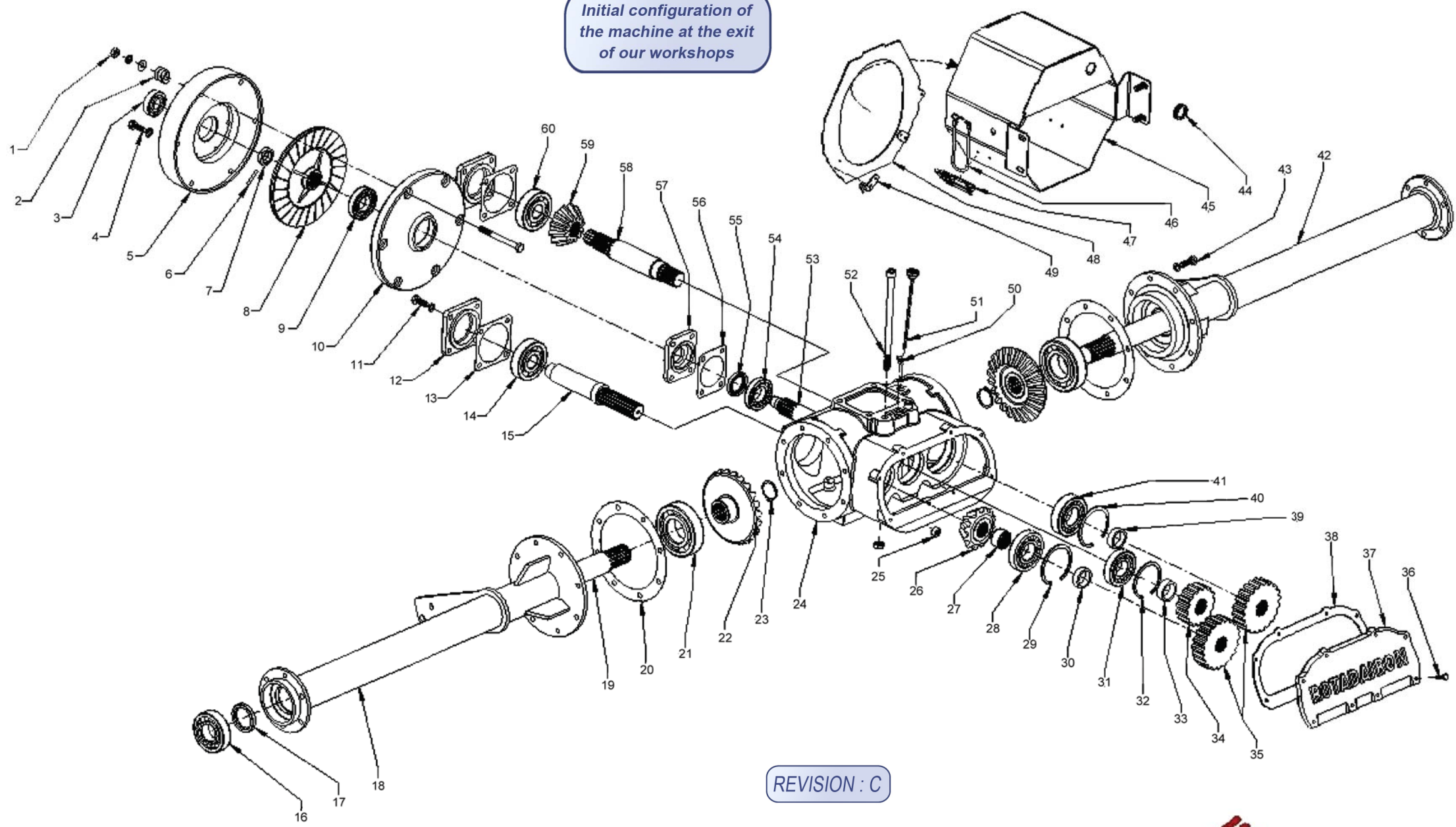


Initial configuration of the machine at the exit of our workshops



REVISION : C

**TRANSFER CASE + TRUMPET RX 220**

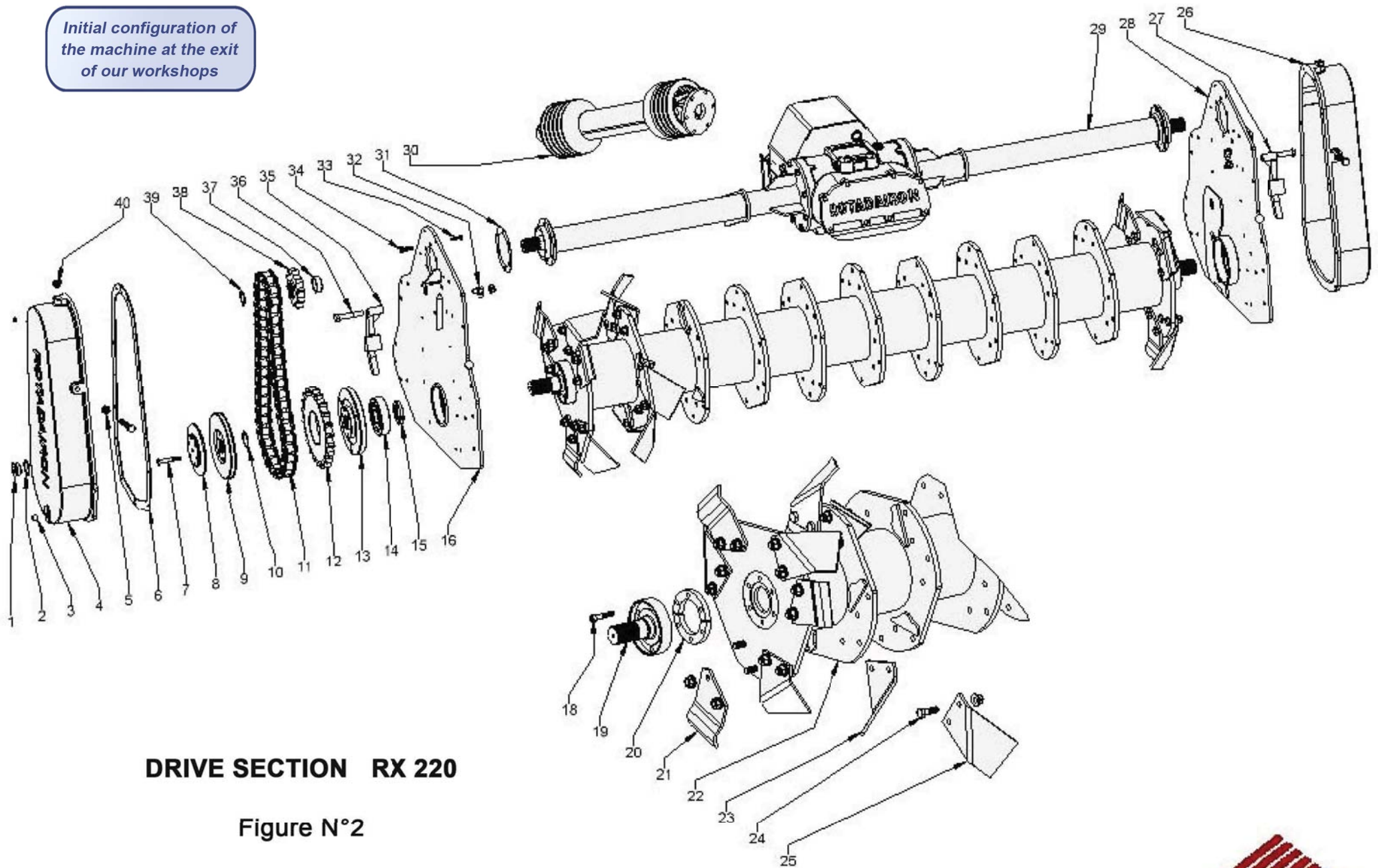
Figure N°1



REV : C	PARTS LIST FIGURE N° 1 RX 220 FROM 5081 WITH - 5883		
ITEM	DESIGNATION	PARTS REFERENCES	
		RX 220	QTY
1	CLUTCH NUTTED BOLT	4000-1022	6
2	CLUTCH SPRING	660-1004	6
3	BEARING 6305 2RS	690-1006	1
4	HH SCREW M 12-35	850-2018	6
	WASHER W 12 , YZP	695-1019	6
5	FRONT FLYWHEEL	800-1002	1
6	HEX NUT M 30 X 200	260-1007	1
7	DOWEL PIN Ø6 - 40	340-1009	1
8	CLUTCH PLATE	5150-257-1001	1
9	BEARING 6208 2RS	690-1005	1
10	REAR FLYWHEEL	800-1001	1
11	HH SCREW M 12-35	850-1018	12
	WASHER W 12 , YZP	695-1019	12
12	CAP Ø 100	178-1002	2
13	PAPER GASKET	415-1008	2
14	BEARING 6407	690-1008	1
15	INTERMEDIATE SHAFT	5220-100-1010	1
16	BEARING NU 309	690-1019	2
17	SEALING RING Ø50/Ø72/10	400-1004	2
18	LEFT TRUMPET	5250-760-G037	1
19	SECONDARY SHAFT	100-1012	2
20	PAPER GASKET	415-1003	2
21	BEARING 6312	690-1010	2
22	BEVEL GEAR 23T	600-1006	2
23	CIRCLIP Ø 45 EXT.	190-1003	2
24	TRANSFER CASE	180-1008	1
25	HEX HEAD PLUG G 1/2	155-1005	1
26	BEVEL GEAR 12T	600-1003	1
27	SPLINED BUSHING	140-1002	1
28	BEARING 30309 R	690-1015	1
29	CIRCLIP Ø 100 INT.	190-1006	1
30	SPACER BUSHING	139-1008	1
31	BEARING 30308	690-1014	1
32	CIRCLIP Ø 90 INT.	190-1005	1
33	SPACER BUSHING	139-1001	1
34	GEAR DISTRIBUTION	600-1016	1
35	GEAR DISTRIBUTION	600-1017	2
36	HH SCREW M 8-30	850-2021	8

REV : C	PARTS LIST FIGURE N° 1 RX 220 FROM 5081 WITH - 5883		
ITEM	DESIGNATION	PARTS REFERENCES	
		RX 220	QTY
37	BACK COVER	197-1002	1
38	CORK SEAL	420-1006	1
39	SPACER BUSHING	139-1008	1
40	CIRCLIP Ø 100 INT.	190-1006	1
41	BEARING 21 309	690-1016	1
42	RIGHT TRUMPET	5250-760-D037	1
43	HH SCREW M 12-35	850-1018	16
	WASHER W 12 , YZP	695-1019	16
44	BLANKING CAP	156-1005	1
45	FLYWHEEL COVER	5300-640-1009	1
46	FLYWHEEL COVER LINK	900-1004	1
47	FLYWHEEL COVER LOCK	900-1002	2
48	FLYWHEEL COVER FRONT PLATE	640-1095	1
49	HOOK	900-1003	2
50	SNIFTER VALVE G 1/8	670-1002	1
51	DIPSTICK	390-1001	1
52	HSHC SCREW M 14 - 250 COARSE	850-3001	2
	HEX NUT M 14	260-1018	2
53	INPUT SHAFT	5220-100-1004	1
54	BEARING 30208	690-1013	1
55	LIP SEAL 40, 62,10 DL	400-1003	1
56	PAPER GASKET	415-1004	1
57	CENTRAL COVER	178-1003	1
58	INTERMEDIATE SHAFT	100-1009	1
59	BEVEL GEAR 12T	600-1003	1
60	BEARING 6407	690-1008	1

Initial configuration of  
the machine at the exit  
of our workshops



**DRIVE SECTION RX 220**

Figure N°2

REVISION : C



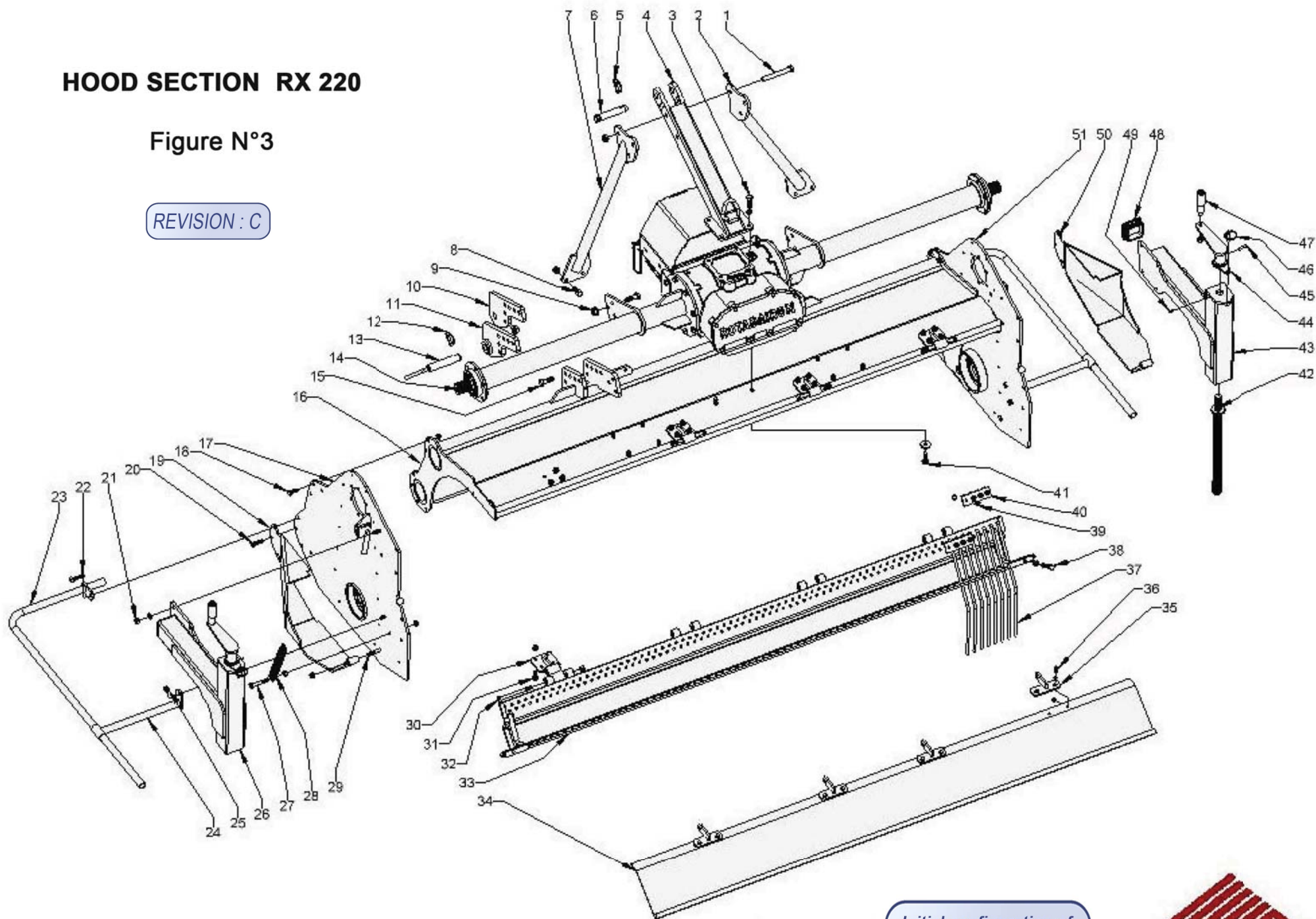
REV : C	PARTS LIST FIGURE N° 2 RX 220 FROM 5081 WITH - 5883		
ITEM	DESIGNATION	PARTS REFERENCES	
		RX 220	QTY
1	CHAIN CASE CAP	155-1002	2
2	COPPER SEAL	410-1001	2
3	HEX HEAD PLUG G 3/8	155-1001	2
4	LEFT CHAIN CASE	180-1023	1
5	HH SCREW M 16-110	850-2010	2
	HEX NUT M 16	260-1015	2
6	CORK SEAL	420-1005	2
7	HH SCREW M 12-70	850-2026	12
8	BELLEVILLE WASHER	695-1030	2
9	EXT CLUTCH PLATE	5250-250-1020	2
10	CIRCLIP Ø 50 EXT.	190-1004	2
11	CHAIN 44 LINKS - 38.1 PITCH	175-1004	2
12	CHAIN SPROCKET	5250-600-1033	2
13	INT CLUTCH PLATE	5250-250-1021	2
14	BEARING 6410	690-1009	2
15	SIMMERING SEAL 60/84-13/14.5	400-1031	2
16	LEFT SIDE	5250-195-G008	2
18	HSCH SCREW M 12 - 60	850-3017	12
19	DRIVE PLATE	5250-630-1012	2
20	WASHER 1/2 NUT (SET)	695-1012	2
21	S BLADE 120 x 8	450-1008	6
22	ROTOR	5250-760-1008	1
23	LEFT BLADE 120 X 8	450-1007	30
24	HH SCREW M 16 x 150 - 47 COARSE	850-1004	132
	HEX NUT EMBASE M 16 X 150	260-1003	132
25	RIGHT BLADE 120 X 8	450-1006	30
26	RIGHT CHAIN CASE	180-1005	1
27	RIGHT CHAIN TENSIONER	5250-730-1004	1
28	RIGHT SIDE	5250-195-D008	1
29	SEE FIGURE n°1		
30	PTO	094-1004	1
31	PAPER GASKET Ø 160 X Ø 115	415-1002	2
32	ELBOW UNION G 13-8X13	265-1002	2
33	HH SCREW M 8-35	850-2020	28
	HEX NUT M 8	260-1010	28
34	HH SCREW M 12-35	850-1018	12
	HEX NUT M12	260-1012	12
35	LEFT CHAIN TENSIONER	5150-730-1004	1

REV : C	PARTS LIST FIGURE N° 2 RX 220 FROM 5081 WITH - 5883		
ITEM	DESIGNATION	PARTS REFERENCES	
		RX 220	QTY
36	HH SCREW M 16-90	850-1020	2
	HEX NUT M 16	260-1008	2
37	SPACER BUSHING	139-1005	2
38	CHAIN SPROCKET 10T - 38.1 PITCH	600-1008	2
39	CIRCLIP Ø 45 EXT.	190-1003	2
40	FILLER CAP	155-1003	2

# HOOD SECTION RX 220

Figure N°3

REVISION : C



Initial configuration of the machine at the exit of our workshops

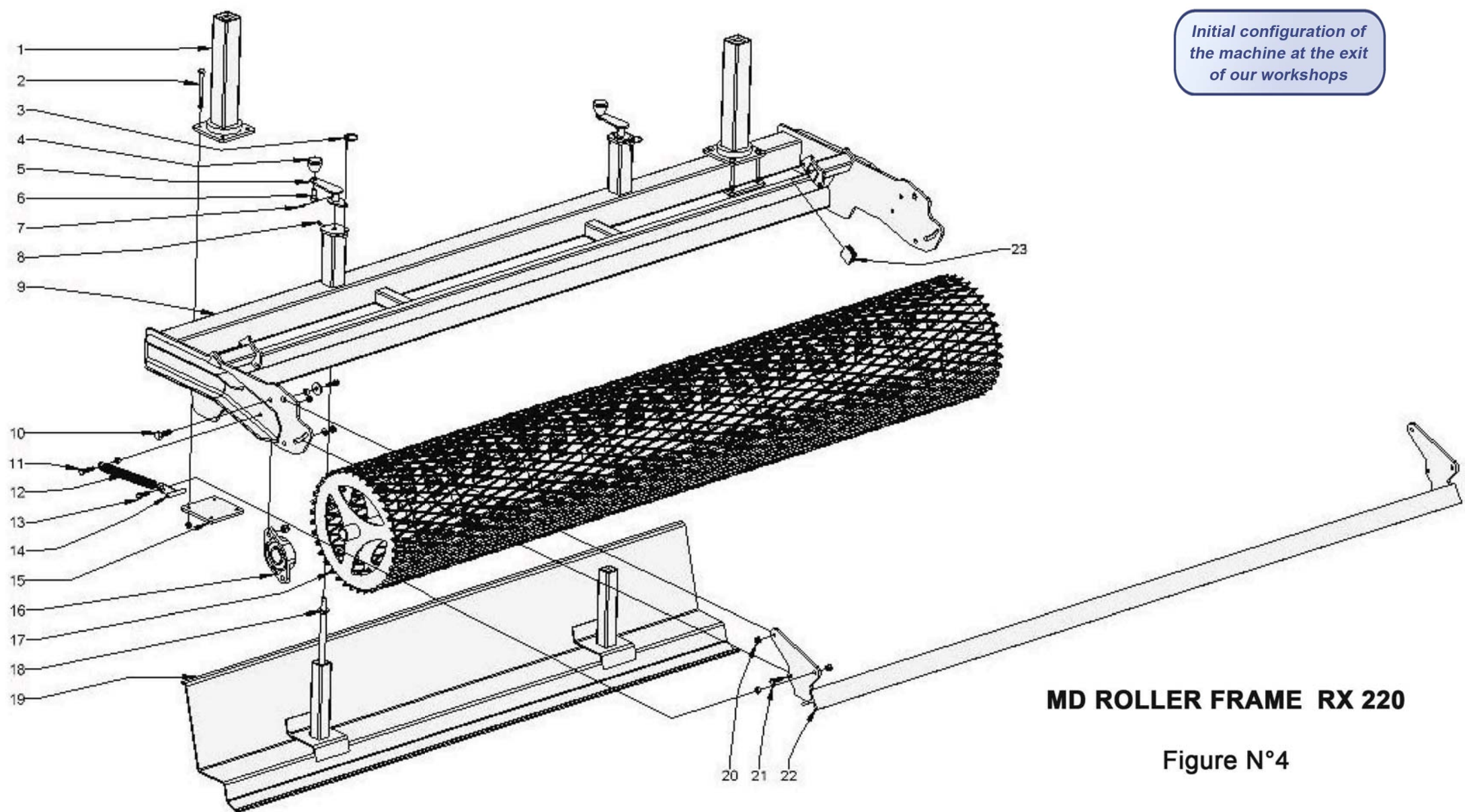


REV : C	PARTS LIST FIGURE N° 3 RX 220 FROM 5081 WITH - 5883		
ITEM	DESIGNATION	PARTS REFERENCES	
		RX 220	QTY
1	HH SCREW M 16 - 120	850-1056	2
	HEX NUT M 16	260-1008	2
2	RIGHT LIFT ARM	5250-760-D066	1
3	HH SCREW M 14 - 50	850-1036	4
	WASHER W 14	695-1026	4
4	MAIN HITCH POINT	5250-640-1027	1
5	LINCH PIN Ø11	340-1004	1
6	AXIS SMOOTHS Ø 25	120-1003	1
7	LEFT LIFT ARM	5250-760-G066	1
8	HH SCREW M 14 - 35	850-2019	4
	HEX NUT M 14	260-1013	4
9	HH SCREW M 16 x 150 - 47 COARSE	850-1004	6
	HEX NUT EMBASE M 16 X 150	260-1003	6
10	RIGHT LEG HITCH	5250-620-D021	2
11	LEFT LEG HITCH	5250-620-G021	2
12	LINCH PIN Ø11	340-1004	2
13	AXIS SMOOTHS Ø 28 IN HANDLE	120-1004	2
14	SEE FIGURE n°1		
15	HH SCREW M 16 x 150 - 47 COARSE	850-1004	24
	HEX NUT EMBASE M 16 X 150	260-1003	24
16	HOOD	5250-770-1002	1
17	LEFT SIDE	5250-195-G008	1
18	HH SCREW M 12-30	850-2016	8
	HEX NUT M 12	260-1012	8
19	LEFT SHOE	5250-710-G004	1
20	HH SCREW M 12-40	850-2007	4
	HEX NUT M 12	260-1012	4
21	HH SCREW 1/2 - 43 , YZP	850-2032	8
	WASHER W 12 , YZP	260-2001	8
	HEAVY HEX NUT 1/2 , YZP	695-1019	8
22	HH SCREW M 12-50	850-2012	2
	HEX NUT M 12	260-1012	2
23	SIDE GUARD	5250-760-1206	2
24	SIDE GUARD SPACER	5250-760-1213	2
25	HH SCREW M 12-30	850-2016	2
	HEX NUT M 12	260-1012	2
26	LEFT ARM	5250-750-G130	1



REV : C	PARTS LIST FIGURE N° 3 RX 220 FROM 5081 WITH - 5883		
ITEM	DESIGNATION	PARTS REFERENCES	
		RX 220	QTY
27	HH SCREW M 12-70	850-2015	2
	HEX NUT M 12	260-1014	2
	HEX NUT M 12	260-1012	2
28	SPRING	660-1005	2
29	HH SCREW M 12-70	850-2015	2
	HEX NUT M 12	260-1012	2
30	GRID HINGE	5250-640-1015	4
31	HH SCREW M 12-30	850-1014	8
	HEX NUT M 12	260-1012	8
32	HH SCREW M 12 - 140	850-2004	4
	HEX NUT M 12	260-1012	4
33	GRID PLATE	5250-770-1051	1
34	REAR FLAP	770-1044	1
35	HINGE FLAP	5250-640-1022	4
36	HH SCREW M 8-25	850-2024	8
	WASHER MU 8 YZP	695-1062	8
	HEX NUT M 8	260-1010	8
37	GRID FINGER	210-1003	73
38	HH SCREW M 12-80	850-2014	2
	HEX NUT M 12	260-1014	2
39	HSHC SCREW M 10 -35	850-3002	72
	HEX NUT M 10	260-1011	72
40	GRID CLAMP	150-1001	18
41	HH SCREW M 14 - 40	850-1054	2
	WASHER	695-1001	2
42	SCREW OF CRANK	5220-850-1042	2
43	RIGHT ARM	5250-750-D130	1
44	CRANK	5250-640-1038	2
45	DOWEL PIN Ø 8 X 40	340-1010	2
46	LINCH PIN Ø6	340-1005	2
47	CRANK HANDLE	610-1002	2
	HEX NUT M 14	260-1018	2
48	PLASTIC CAP 80 x 80	156-1004	2
49	OILER M8	320-1001	2
50	RIGHT SHOE	5250-710-D004	1
51	RIGHT SIDE	5250-195-D008	1

Initial configuration of the machine at the exit of our workshops



**MD ROLLER FRAME RX 220**

Figure N°4

REVISION : C

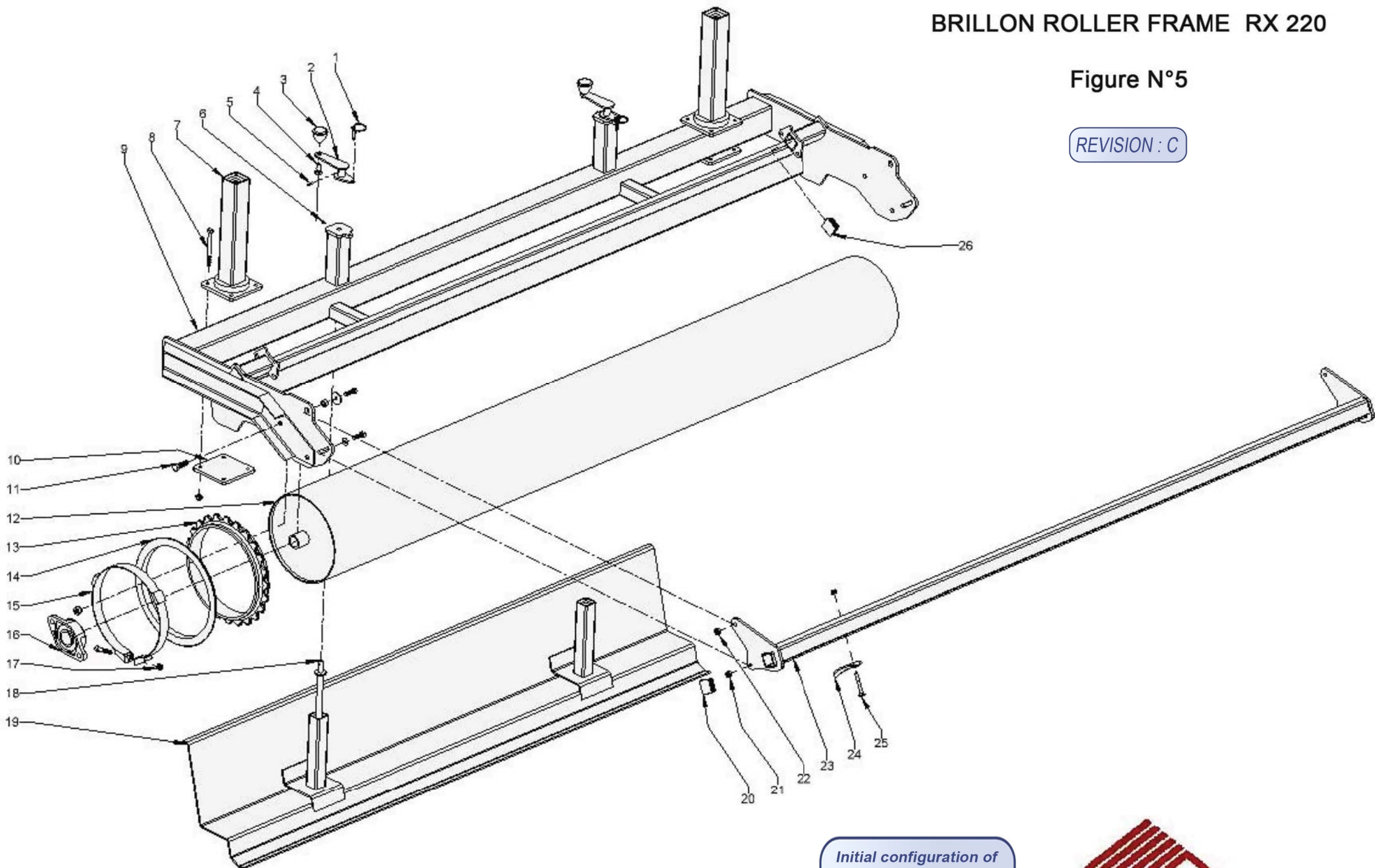


REV : C	PARTS LIST FIGURE N°4 RX 220 FROM 5081 WITH - 5883		
ITEM	DESIGNATION	PARTS REFERENCES	
		RX 220	QTY
1	MALE POST	5250-640-1019	2
2	HH SCREW M 12 - 130	850-2013	8
	HEX NUT M 12	260-1012	8
3	LINCH PIN Ø6	340-1005	2
4	CRANK HANDLE M 14	610-1001	2
5	CRANK	5100-640-1001	2
6	HH SCREW M 14-30	850-2005	2
7	DOWEL PIN Ø6 X 25	340-1007	2
8	OILER M8	320-1001	2
9	MD FRAME	5250-270-1081	1
10	HH SCREW M 16-50 YZP	850-2033	4
	HEX NUT M 16	260-1008	4
11	HH SCREW M 12-50	850-2012	2
	HEX NUT M12	260-1014	2
	HEX NUT M12	260-1012	2
12	SPRING	660-1005	2
13	HH SCREW M 12-40	850-2007	2
	HEX NUT M12	260-1014	2
	HEX NUT M12	260-1012	2
14	SPRING HANDLE	5075-620-1019	2
15	PLATINUM OF POST	640-1019	2
16	CAST IRON BEARING HOUSING UCFL 210	690-1020	2
17	MD ROLLER	5250-505-1009	1
18	SCREW OF CRANK	5180-850-1043	2
19	LEVELLING BLADE	5250-450-1014	1
20	HH SCREW M 12-40	850-2007	2
	WASHER	695-1027	2
	PIVOT SOCKET	240-1031	2
	HEX NUT M12	260-1012	2
21	HH SCREW M 12-40	850-2007	2
	WASHER MU 12	695-1018	2
	HEX NUT M12	260-1012	2
22	MD SCRAPER	5250-725-1018	1
23	PLASTIC CAP 50 x 50	156-1001	2

# BRILLON ROLLER FRAME RX 220

Figure N°5

REVISION : C



Initial configuration of the machine at the exit of our workshops

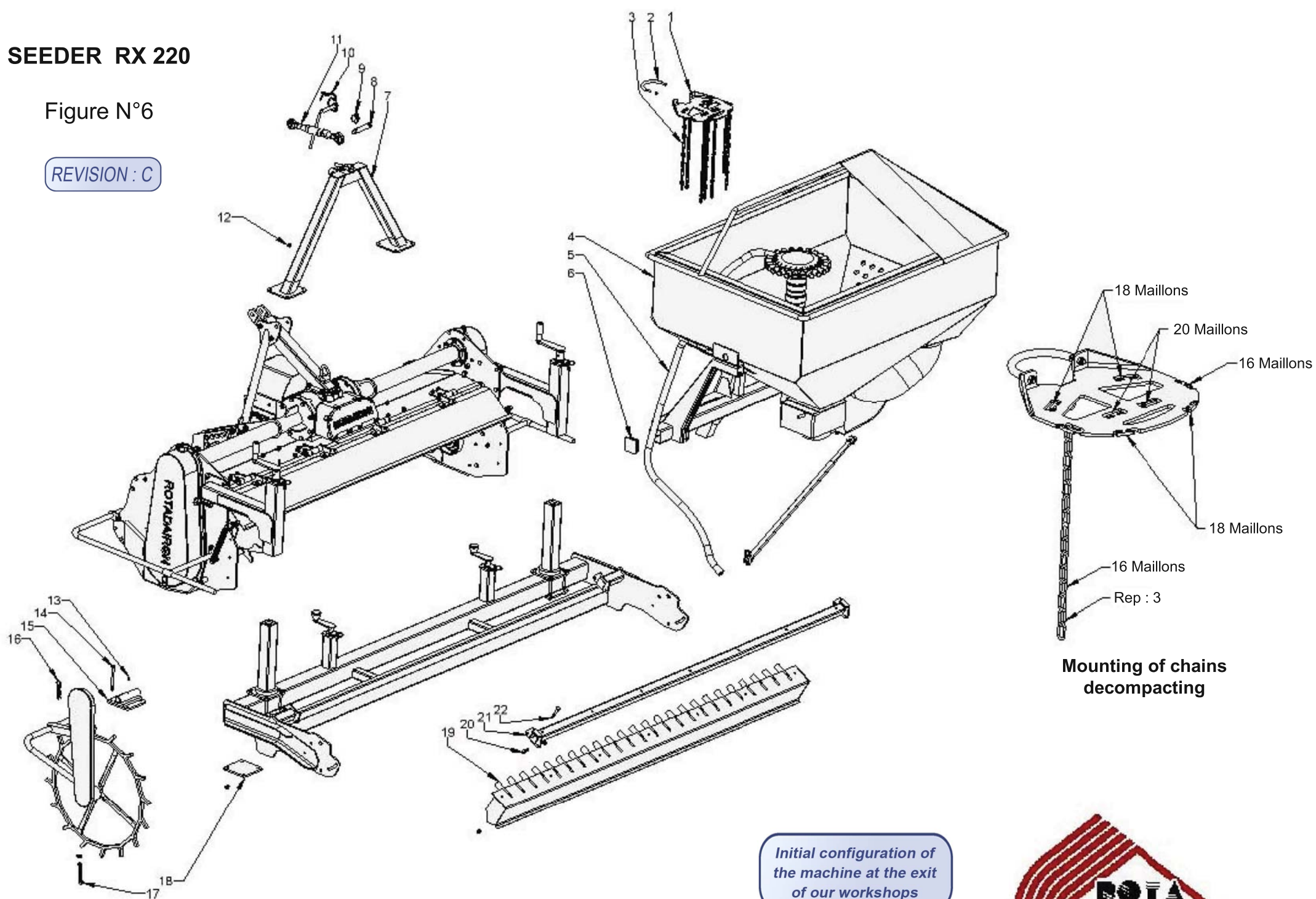


REV : C	PARTS LIST FIGURE N°5 RX 220 FROM 5081 WITH - 5883		
ITEM	DESIGNATION	PARTS REFERENCES	
		RX 220	QTY
1	LINCH PIN Ø6	340-1005	2
2	CRANK	5100-640-1001	2
3	CRANK HANDLE M 14	610-1001	2
4	HH SCREW M 14-30	850-2005	2
5	DOWEL PIN Ø6 X 25	340-1007	2
6	OILER M8	320-1001	2
7	MALE POST	5250-640-1019	2
8	HH SCREW M 12 - 130	850-2013	8
	HEX NUT M 12	260-1012	8
9	BR ROLLER FRAME	5250-270-1080	1
10	PLATINUM OF POST	640-1019	2
11	HH SCREW M 16-50 YZP	850-2033	4
	HEX NUT M 16	260-1008	4
12	BR ROLLER	5250-760-1067	1
13	CAST-IRON DISC Ø325	158-1002	45
14	1/2 CAST-IRON DISC Ø325	158-1004	2
15	LOCKING RING Ø325	158-1006	2
16	CAST IRON BEARING HOUSING UCFL 210	690-1020	2
17	HSHC SCREW M 12 - 60	850-3017	2
	HEX NUT M 12	260-1012	2
18	SCREW OF CRANK	5180-850-1043	2
19	LEVELLING BLADE	5250-450-1014	1
20	PLASTIC CAP 50 x 50	156-1001	2
21	HH SCREW M 12-40	850-2007	2
	WASHER MU 12	695-1018	2
	HEX NUT M 12	260-1012	2
22	HH SCREW M 12-40	850-2007	2
	WASHER Ø13 / Ø42 / 4	695-1027	2
	PIVOT SOCKET	240-1031	2
	HEX NUT M 12	260-1012	2
23	BR SCRAPER	5250-750-1017	1
24	SCRAPER TOOTH	200-1001	46
25	RHS SCREW SQUARE NECK M 10 - 80	850-2034	46
	HEX NUT M 10	260-1011	46
26	PLASTIC CAP 50 x 50	156-1001	2

# SEEDER RX 220

Figure N°6

REVISION : C

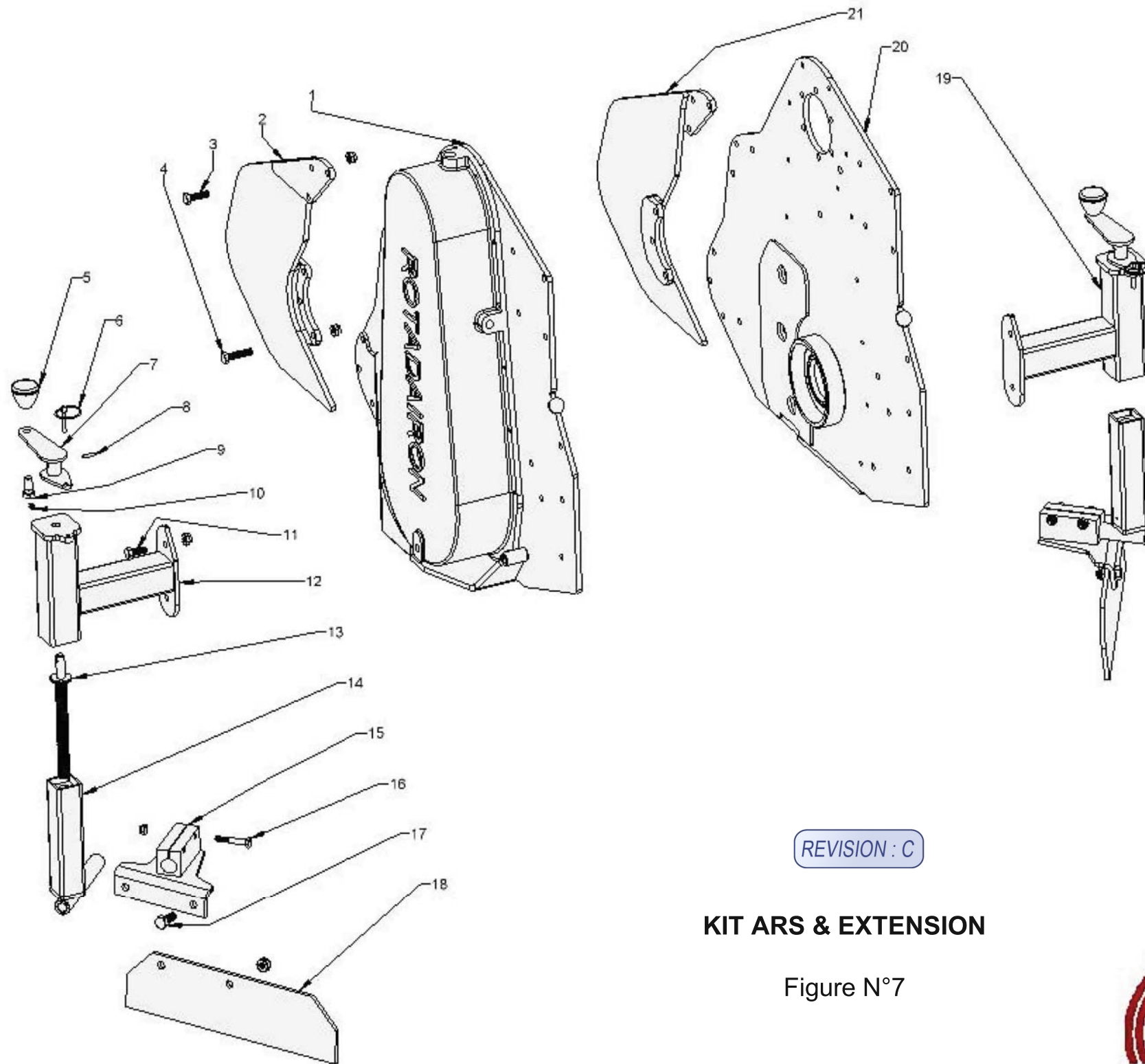


Mounting of chains decompressing

Initial configuration of the machine at the exit of our workshops



REV : C	PARTS LIST FIGURE N° 6 RX 220 FROM 5081 WITH - 5883		
ITEM	DESIGNATION	PARTS REFERENCES	
		RX 220	QTY
1	CHAIN SUPPORT	640-1125	1
2	M8 THREADED ROD	740-1003	1
	PROTECTIVE SLEEVE	295-1004	1
	HEX NUT M 8	260-1010	2
3	KIT CHAIN	SEE MANUAL ACCORD	
4	PNEUMATIC SEEDER		
5	SUPPLY PIPE		
6	PLASTIC CAP 80 x 80		
7	TRIANGLE OF ADAPTATION	5300-110-1010	1
8	AXIS SMOOTHS Ø 25	120-1003	1
9	LINCH PIN Ø11	340-1004	1
10	HITCH PIN WITH HANDLE Ø19 L 115	151-1002	1
11	PUSH BAR	142-1002	1
12	HEX NUT M 12	260-1012	8
13	OILER M8	320-1001	1
14	HH SCREW M 12 - 140	850-2004	4
	HEX NUT M 12	260-1012	4
15	WHEEL SUPPORT	5300-240-1078	1
16	R-CLIP RETAINING PIN Ø6	340-1001	2
17	HH SCREW M 16-110	850-2010	1
	HEX NUT M 16	260-1015	1
18	PLATINUM OF POST	640-1019	1
19	RAMP OF SOWING	5250-770-1128	1
20	HH SCREW M 12-30	850-2016	4
	HEX NUT M 12	260-1012	4
21	RAMP SUPPORT	5250-750-1185	1
22	HH SCREW M 12-70	850-2015	7
	HEX NUT M 12	260-1012	7



*Initial configuration of the machine at the exit of our workshops*

REVISION : C

### KIT ARS & EXTENSION

Figure N°7





REV : C	PARTS LIST FIGURE N° 7 RX 220 FROM 5081 WITH - 5883		
ITEM	DESIGNATION	PARTS REFERENCES	QTY
1	LEFT SIDE		
2	EXTENSION LEFT	5300-195-G020	1
3	HH SCREW M 12-50	850-2012	6
	HEX NUT M12	260-1012	6
4	HH SCREW M 12-40	850-2007	6
	HEX NUT M12	260-1012	6
5	CRANK HANDLE M 14	610-1001	2
6	LINCH PIN Ø6	340-1005	2
7	CRANK	5100-640-1001	2
8	DOWEL PIN Ø6 X 25	340-1007	2
9	HH SCREW M 14-30	850-2005	2
10	OILER M8	320-1001	2
11	HH SCREW M 12-30	850-2016	4
	HEX NUT M12	260-1012	4
12	FEMALE LEFT TUBE	5250-640-G026	1
13	SCREW OF CRANK	5100-850-1039	2
14	MALE TUBE	5250-760-1080	2
15	BLADE SUPPORT LEFT	5250-550-G001	1
16	HH SCREW M 10-60 YZP	850-2053	4
	HEX NUT M 10	260-1011	4
17	HH SCREW M 14-35	850-2019	4
	HEX NUT M 14	260-1013	4
18	BLADE	450-1018	2
19	FEMALE RIGHT TUBE	5250-640-D026	1
20	RIGHT SIDE		
21	EXTENSION RIGHT	5300-195-D020	1

# ARS MOUNTING

Figure N°8

REVISION : C

