

## STONY 75

Figure N°1

*Initial configuration of  
the machine at the exit  
of our workshops*

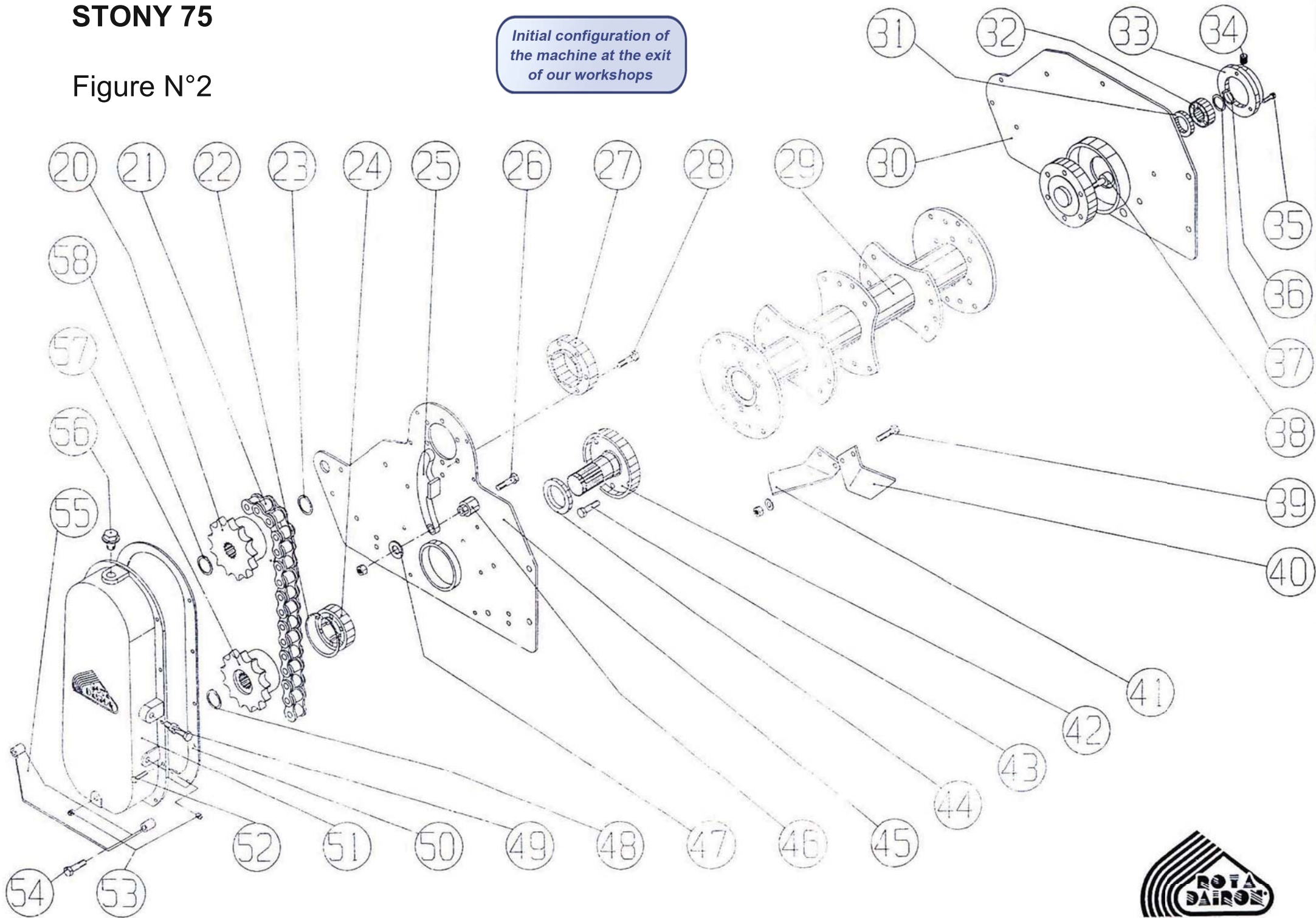
PARTS LIST FIGURE N° 1 STONY 75 UP - 1210			
ITEM	DESIGNATION	PARTS REFERENCES	
		STONY 75	QTY
1	GUARD CONE	093-1002	1
2	MAIN HITCH POINT	5075-750-1030	1
3	HH SCREW 10 - 30 COARSE	850-1012	4
	WASHER W 10	695-1014	4
4	RIGHT LIFT ARM	5075-760-D029	1
5	HH SCREW 10 - 75 COARSE	850-1013	2
	HEX NUT M 10	260-1011	2
6	RIGHT SIDE GUARD	5075-760-D022	1
7	HH SCREW M 10 - 30	850-2002	2
	HEX NUT M10	260-1011	2
8	HH SCREW 10 - 25	850-2003	2
	HEX NUT M 10	260-1011	2
9	COMPLETE TRANSFER CASE	095-1001	1
10	HH SCREW 10 - 30 COARSE	850-1012	4
	WASHER W 10	695-1014	4
11	O-RING	400-1010	1
12	BEARING 6007	690-1025	1
13	LIP SEAL 40, 62,10 DL	400-1003	1
14	HH SCREW 10 - 25	850-1011	4
	HEX NUT M 10	260-1011	4
15	LEFT SIDE GUARD	5075-760-G022	1
16	LEFT LIFT ARM	5075-760-G029	1
17	AXLE Ø19	120-1005	1
18	LINCH PIN Ø11	340-1004	1
19	HH SCREW M 8-16 YZP	850-2036	4
	WASHER MU 8 YZP	695-1062	4

Initial configuration of the machine at the exit of our workshops

# STONY 75

Figure N°2

Initial configuration of the machine at the exit of our workshops



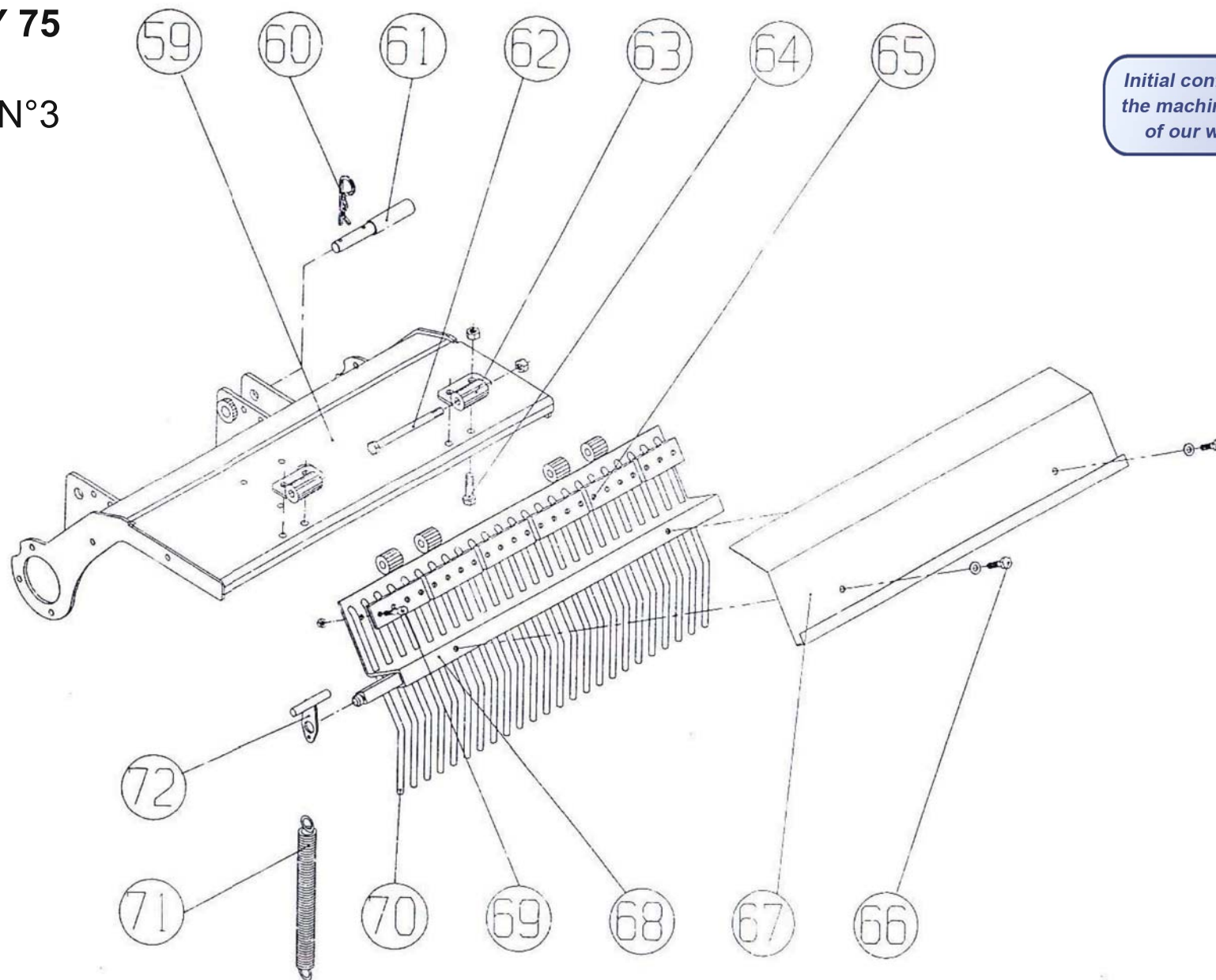
PARTS LIST FIGURE N° 2 STONY 75 UP - 1210			
ITEM	DESIGNATION	PARTS REFERENCES	
		STONY 75	QTY
20	CHAIN SPROCKET 11T - 25,4 PITCH	600-1010	1
21	CHAIN 40 LINKS - 25,4 PITCH	175-1005	1
22	CIRCLIP Ø 80 INT	190-1008	1
23	CIRCLIP Ø 40 EXT.	190-1001	1
24	BEARING 6208	690-1004	1
25	CHAIN TENSIONER	5075-730-1002	1
26	HH SCREW M 10-40	850-2009	1
	HEX NUT M 10	260-10121	1
27	SCREW-IN SHAFT TUBE HOUSING	850-2002	1
28	HH SCREW M 10-40	850-2040	6
	HEX NUT M 10	260-10116	6
29	ROTOR	5075-760-1014	1
30	RIGHT SIDE	5036-195-1017	1
31	LIP SEAL 40 X 58 X 10 DL	400-1002	1
32	BEARING 22206	690-1017	1
33	CAP	178-1004	1
34	HEX HEAD PLUG G 3/8	155-1001	1
35	HSHC SCREW M 8 - 25	850-3003	3
36	CIRCLIP Ø 30 EXT.	190-1002	1
37	WASHER 30 * 40 * 2	695-1028	1
38	HH SCREW 1/2 - 38	850-1002	6
	HEAVY HEX NUT 1/2	260-1002	6
39	BLADE BOLT	4000-001	32
40	LEFT BLADE	450-1002	8
41	RIGHT BLADE	450-1001	8
42	SMALL PLATE	5075-630-1008	1
43	HH SCREW 1/2 - 43	850-1003	6
	HEAVY HEX NUT 1/2	260-1002	6
44	LIP SEAL 45 X 60 X 10 DL	400-1009	1
45	LEFT SIDE	5075-195-1011	1
46	SLEEVE OF TENSIONER	240-1020	1
47	WASHER OF TENSIONER	695-1057	1
48	CIRCLIP Ø 40 EXT.	190-1001	1
49	HH SCREW M 16-80	850-2011	1
	HEX NUT M 16	260-1015	1
50	CORK SEAL	420-1007	1
51	CHAIN CASE	180-1001	1

Initial configuration of the machine at the exit of our workshops

PARTS LIST FIGURE N° 2 STONY 75 UP - 1210			
ITEM	DESIGNATION	PARTS REFERENCES	
		STONY 75	QTY
52	HH SCREW M 8-25 YZP	850-2024	10
	HEX NUT M 8	260-1010	10
53	HEX HEAD PLUG G 3/8	155-1001	2
54	HH SCREW M 10-45	850-2008	2
	HEX NUT M 10	260-1011	2
55	SHOE	5075-710-1003	1
56	FILLER CAP	155-1011	1
57	CHAIN SPROCKET 17T - 25,4 PITCH	600-1012	1
58	CIRCLIP Ø 80 INT	190-1009	1

# STONY 75

Figure N°3



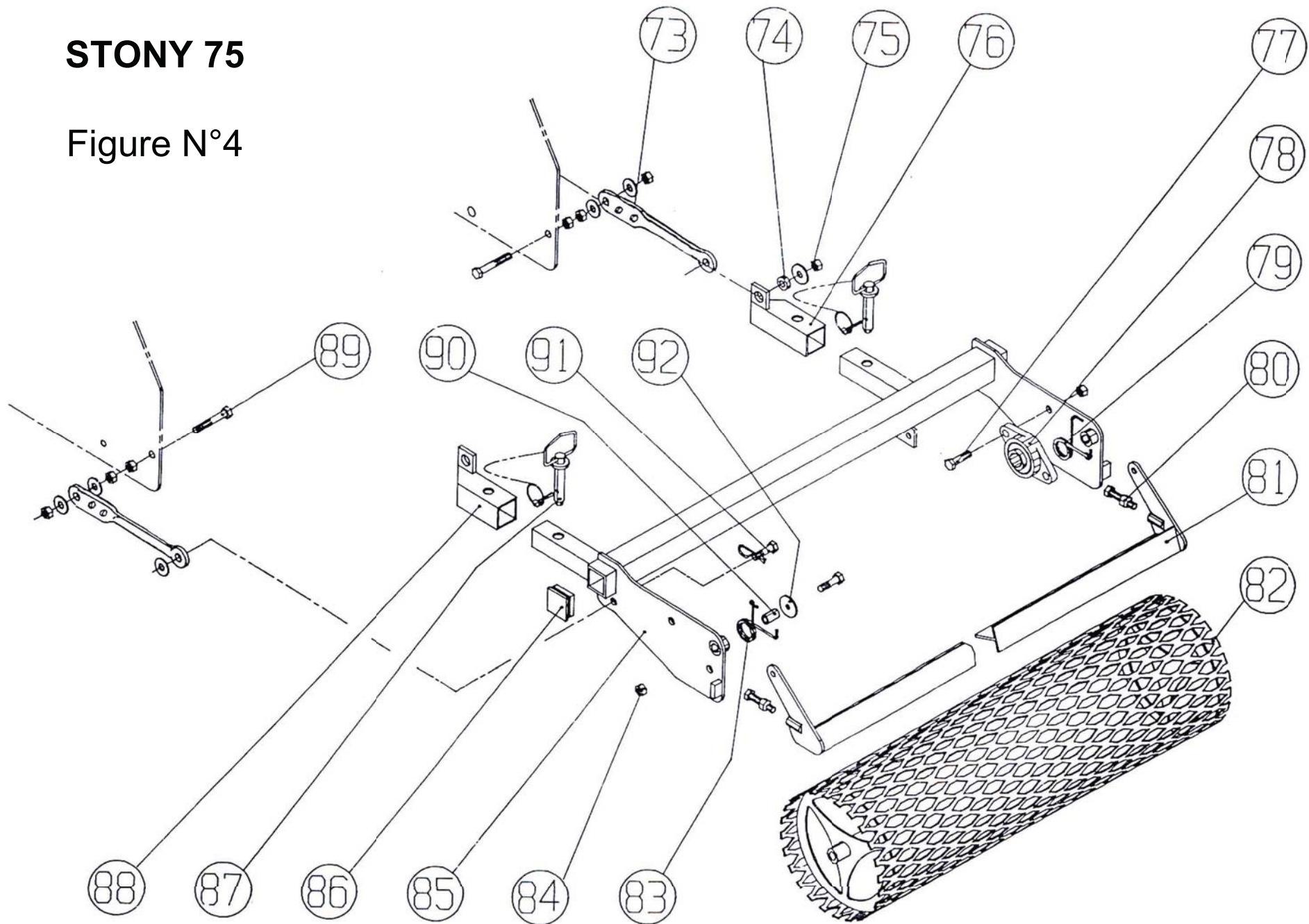
*Initial configuration of the machine at the exit of our workshops*



PARTS LIST FIGURE N° 3 STONY 75 UP - 1210			
ITEM	DESIGNATION	PARTS REFERENCES	
		STONY 75	QTY
59	HOOD	5075-430-1008	1
60	R-CLIP RETAINING PIN Ø6	340-1001	2
61	DOUBLE AXLE 22 X 28	120-1002	2
62	HH SCREW M 10-130	850-2017	2
	HEX NUT M 10	260-1011	2
63	GRID HINGE	5075-240-1019	2
64	HH SCREW 12 - 25	850-1010	4
	HEX NUT M 12	260-1012	4
65	GRID CLAMP	850-2002	6
66	HH SCREW M 10 -25	850-2003	2
	WASHER MU 10 YZP	695-1017	2
67	REAR FLAP	770-1006	1
68	GRID	5075-770-1005	1
69	HS HC SCREW M 8 - 30	850-3020	23
	HEX NUT M 8	260-1010	23
70	GRID FINGER	210-1004	24
71	SPRING	660-1005	1
72	SPRING HANDLE	5075-620-1019	1

# STONY 75

Figure N°4



Initial configuration of the machine at the exit of our workshops





PARTS LIST FIGURE N° 4 STONY 75 UP - 1210			
ITEM	DESIGNATION	PARTS REFERENCES	
		STONY 75	QTY
73	PLATE OF ADJUSTMENT FRAME	640-1037	2
74	SOCKET	240-1006	2
75	WASHER MU 12	695-1018	2
	HEX NUT M 12	260-1012	2
76	RIGHT ARM FEMALE	5075-750-D1504	1
77	HH SCREW M 14-35	850-2019	4
	HEX NUT M 14	260-1013	4
78	CAST IRON BEARING HOUSING UCFL 206	690-1021	2
79	RIGHT SPRING	850-2002	1
80	HH SCREW M 12-35	850-2018	2
	HEX NUT M 12	260-1014	2
81	MD SCRAPER	5075-240-1013	1
82	MD ROLLER	5075-505-1002	1
83	LEFT SPRING	660-1003	1
84	HH SCREW M 10-45	850-2008	2
	HEX NUT M 10	260-1011	2
85	MD FRAME	5075-750-1037	1
86	PLASTIC CAP 50 x 50	156-1001	2
87	HITCH PIN WITH HANDLE Ø19 L 90	151-1001	2
88	LEFT ARM FEMALE	5075-750-G1504	1
89	HH SCREW M 12-80	850-2014	2
	WASHER MU 12	695-1018	4
	HEX NUT M 12	260-1014	4
	HEX NUT M 12	260-1012	2
90	SPACER SLEEVE	240-1022	2
91	HH SCREW M 12-35	850-2018	2
	WASHER MU 12	695-1018	2
92	WASHER	695-1029	2